



District Report Card: 2017


State: Daman & Diu	District: Diu
Class: 3	Subject: Mathematics
Schools: 14	Students: 263


Participation/Coverage


Students

<div>GENDER</div> <div></div>	Boys		Girls	
	Number	%	Number	%
	108	41.06	155	58.94

<div>AREA</div> <div></div>	Rural		Urban	
	Number	%	Number	%
	159	60.46	104	39.54

<div>CATEGORY</div> <div></div>	SC		ST		OBC		GEN	
	Number	%	Number	%	Number	%	Number	%
	6	2.28	0	0.00	256	97.34	1	0.38

<div>CWSN</div> <div></div>	LD	VI	HI	S&LD	ID	Oth
	0	1	0	1	0	0

<div>Management</div> <div></div>	Government		Government-aided	
	Number	%	Number	%
	263	100.00	0	0.00

Average Performance of Students in Mathematics (%)

Overall	Gender		Area		Management		Social Group			
	Male	Female	Rural	Urban	Govt.	Aided	SC	ST	OBC	GEN
39.34	39.38	39.31	37.65	41.92	39.34	0.00	54.44	0.00	38.96	46.67

Performance on Learning Outcomes (LOs)

Learning Outcomes	Description	Average Performance(%)
M301	Reads and writes numbers up to 999 using place value	38.52
M302	Compares numbers up to 999 based on their place values	47.15
M303	Solves simple daily life problems using addition and subtraction of three digit numbers with and without regrouping	29.65
M304	Constructs and uses the multiplication facts (up till 10) in daily life situations	32.89
M305	Analyses and applies an appropriate number operation in the situation/ context	36.50
M306	Explains the meaning of division facts by equal grouping/sharing and finds it by repeated subtraction	39.54
M309	Identifies and makes 2D-shapes by paper folding, paper cutting on the dot grid, using straight lines etc.	56.52
M311	Fills a given region leaving no gaps using a tile of a given shape	28.15
M312	Estimates and measures length and distance using standard units like centimeters or meters & identifies relationships	21.88
M317	Reads the time correctly to the hour using a clock/watch	55.51
M318	Extends patterns in simple shapes and numbers	32.95
M319	Records data using tally marks, represents pictorially and draws conclusions	57.41

Range of Performance of Students who Answered Correctly							
Below 30%		30% - 50%		50% - 75%		Above 75%	
Number	%	Number	%	Number	%	Number	%
92	34.98	109	41.44	51	19.39	11	4.18

Lowest Performing Learning Outcomes (LOs)

- 1 - Estimates and measures length and distance using standard units like centimeters or meters & identifies relationships (21.88)
- 2 - Fills a given region leaving no gaps using a tile of a given shape (28.15)
- 3 - Solves simple daily life problems using addition and subtraction of three digit numbers with and without regrouping (29.65)
- 4 - Constructs and uses the multiplication facts (up till 10) in daily life situations (32.89)
- 5 - Extends patterns in simple shapes and numbers (32.95)